

COMMENTARY

Open Access

An astute synthesis of locked nucleic acid monomers

Vivek K Sharma, Pallavi Rungta, Vipin K Maikhuri and Ashok K Prasad*

Abstract

Novel attributes of Locked Nucleic Acid (LNA) makes it preferable over most of the other classes of modified nucleic acid analogues and therefore, it has been extensively explored in different synthetic oligonucleotide based therapeutics. In addition to five oligonucleotides of this class undergoing clinical trials, a healthy pipeline in pre-clinical studies validates the tenacity of LNA. Due to the increasing demand, an efficient biocatalytic methodology has recently been devised for the convergent synthesis of LNA monomers *via* selective enzymatic monoacetylation of diastereotopic hydroxymethyl functions of 3-*O*-benzyl-4-*C*-hydroxymethyl-1,2-*O*-isopropylidene- α -D-ribofuranose. This commentary article provides an insight into the different synthetic strategies followed for the synthesis of LNA monomers and their triumphs in clinical biotechnology.

Keywords: Locked nucleic acid, Nucleic acid therapeutics, Bio-catalysis, Novozyme®-435, Modified oligonucleotides, Linear synthesis, Convergent synthesis, Miravirsen

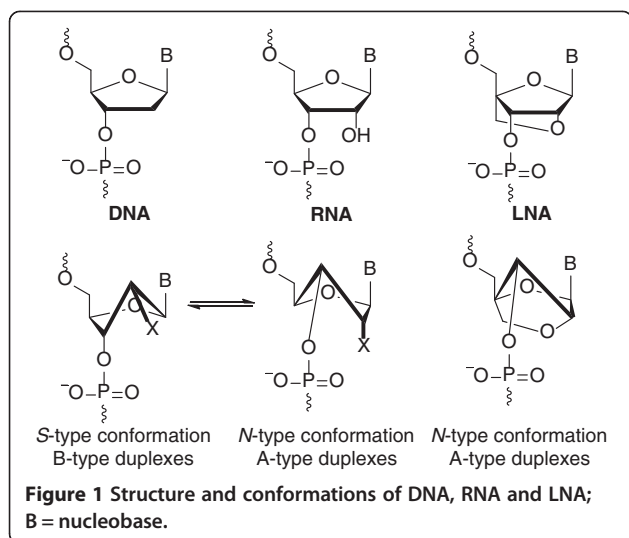
Since the acclamation of nucleic acid therapeutics, modification in the sugar moiety of nucleosides has continuously reflected its supremacy for developing drug candidates for the treatment of cancer and viral infections [1-3]. After the pioneering development in dideoxy- and acyclic- nucleos(t)ides [3], currently the most promising modification in the ribofuranose moiety has appeared through the inclusion of an extra methylene bridge between 2'-*O* & 4'-*C* atom and synthesis of oligonucleotides (ONs) involving the modified nucleosides, termed as locked nucleic acid (LNA) (Figure 1) [4,5]. Although, no significant potency was observed against cancer or viral infections by LNA monomers or its analogues [6]; there is hardly any synthetic oligonucleotide (ON) based therapeutic strategy which has not been allured by their unique features [4,5,7,8].

Seminal papers on LNA were independently instigated by Wengel [9,10] and Imanishi [11] groups. It is well known that the B-form DNA duplex possesses C_2' -endo (*S*-type) and the A-form RNA duplex has C_3' -endo (*N*-type) sugar pucker [12,13]. LNA is considered to be RNA mimic as the ancillary methylene bridge locks the sugar moiety into *N*-type sugar ring

conformation (Figure 1). This conformational restriction results in preorganization of the backbone of LNA ONs, which leads to energetically favorable duplex formation *via* increased base stacking interactions according to standard Watson-Crick base pairing rules [14]. Generally, the melting temperature (T_m) of duplexes is raised by 2-8°C per LNA nucleotide incorporation when compared to the corresponding unmodified duplexes, depending on the sequence context and number of modifications [14-16]. This makes LNA the prime nucleotide modification candidate for the applications where high hybridization affinity is desirable.

LNA-modified ONs have been extensively utilized in different approaches to target the corresponding nucleic acid counterparts. These primarily include, (a) antigene approach to block transcription of a particular gene; (b) antisense approach to induce RNA degradation; (c) siRNA mediated RNA degradation; and (d) blocking of microRNA [7,8]. Since LNA possess high hybridization affinity and target selectivity, it is unsurprising that increasing success in cell-line based experiments has paved their way to five LNA-based modified ONs under active clinical trials (Table 1). One of the most advanced LNA-based drugs Miravirsen which has entered Phase II clinical study is being developed by Santaris Pharma A/S. Miravirsen is an inhibitor of miR-122, a liver specific

* Correspondence: ashokenzyme@gmail.com
Bioorganic Laboratory, Department of Chemistry, University of Delhi, Delhi 110 007, India



microRNA that is required by Hepatitis C virus (HCV) for replication. The liver-expressed miR-122 protects HCV from degradation. Miravirsin is designed to recognize and sequester miR-122, making it unavailable for HCV. As a result, the replication of the virus is effectively inhibited and the level of HCV is profoundly reduced (Figure 2) [17]. If its phase III trial looks anything like its phase II, Miravirsin could be the first LNA-based drug to get FDA approval.

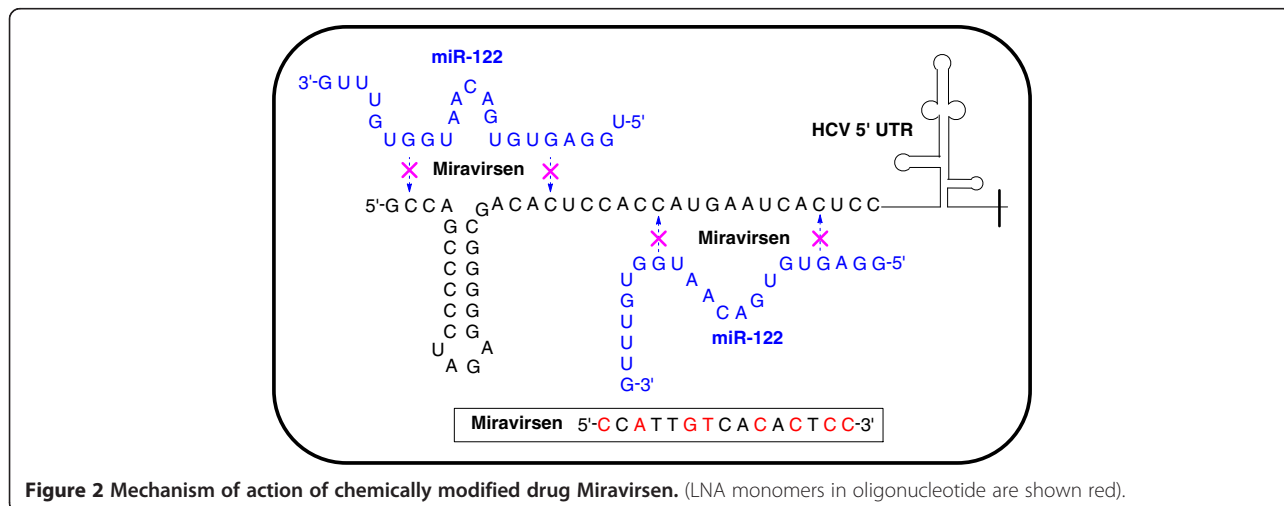
Two general strategies have been employed for the synthesis of LNA monomers; a linear strategy using commercially available RNA nucleosides as the starting material [11,19] and a convergent strategy where a common glycosyl donor is synthesized for coupling with different nucleobases [10,20,21]. Linear strategy was disclosed by Obika *et al.* [11] for the synthesis of LNA-U monomer **1a** with uridine (**2**) as the starting material (Scheme 1).

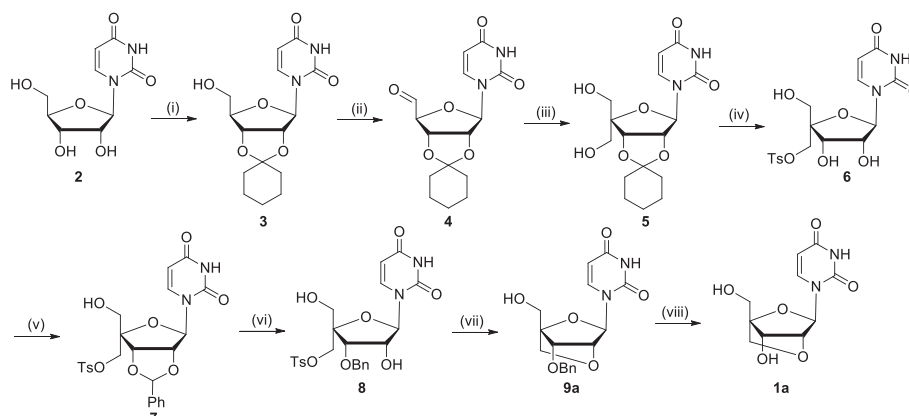
Following similar strategy, Koshkin *et al.* [19] synthesized LNA-A monomer taking adenosine as the starting material. Despite having some advantages, such as cheap and readily available RNA nucleosides as starting material and short synthetic route to LNA monomers, the linear approach suffers from poor yields. The two key reactions in the synthetic pathway, *i.e.* the introduction of the additional hydroxymethyl group at the C-4'-position of the protected RNA nucleoside **4** and the regioselective tosylation of the introduced 4'-C-hydroxymethyl group, generally proceeds with very low yields (Scheme 1).

Alternatively, in the quest to establish a general method for the synthesis of all LNA monomers *i.e.* LNA-U, **1a**; LNA-T, **1b**; LNA-A, **1c** and LNA-C, **1d**; the convergent strategy was explored by Koshkin *et al.* [10] using 3-*O*-benzyl-4-*C*-hydroxymethyl-1,2-*O*-isopropylidene- α -D-ribofuranose (**10**) as

Table 1 Current clinical trials of oligonucleotides modified with LNA [18]

S.no.	LNA modified oligonucleotide	Indication	Target	Clinical phase
1	Miravirsin (SPC-3649)	Hepatitis C virus (HCV)	MicroRNA-122	II
2	EZN-2968	Solid Tumours	Hypoxia-inducible factor-1 alpha (HIF-1 α)	I
3	EZN-3042	Cancer	Survivin	I
4	EZN-4176	Cancer	Androgen receptor	I
5	SPC-4955	Hypercholesterolemia	Apolipoprotein B	I

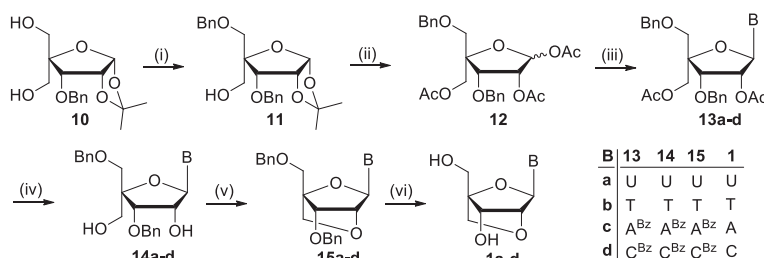




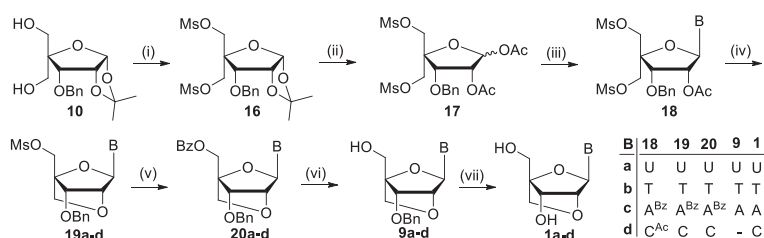
Scheme 1 Linear synthesis of LNA-U monomer [11]. Reagents (% yields): (i) Cyclohexanone, PTSA (quantitative); (ii) 2-iodobenzoic acid, CH₃CN (76%); (iii) (a) 37% HCHO, 2N NaOH, 1,4-dioxane; (b) NaBH₄ (38%); (iv) (a) TsCl, Pyridine; (b) TFA, water (34%); (v) PhCHO, ZnCl₂, (80%); (vi) NaBH₃CN, TiCl₄, CH₃CN (75%); (vii) NaHMDS, THF (61%); (viii) 10% Pd-C, H₂, MeOH (quantitative).

a starting material, which can be synthesized easily from D-glucose [22,23]. Regioselective 5-*O*-benzylation of **10** followed by acetylation afforded the furanose **12** in 55% yield, a key intermediate for coupling reactions with a variety of nucleobases. The Vorbrüggen coupling with silylated nucleobases afforded the nucleosides **13a-d**, which on deacetylation led to the formation of benzylated

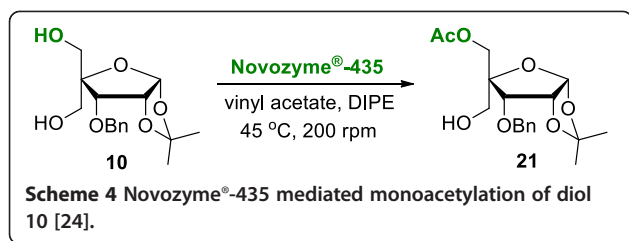
nucleosides **14a-d**. The tosylation of the primary hydroxyl group in benzylated nucleosides **14a-d** followed by *in situ* base-induced intramolecular ring closure afforded the 2'-*O*,4'-*C*-linked locked nucleoside derivatives **15a-d**. Debenzylation on dibenzylated nucleosides **15a-d** efficiently yielded the LNA monomers **1a-d** (Scheme 2).



Scheme 2 Convergent synthesis of LNA monomers [10]. Reagents (% yields): (i) BnBr, NaH, DMF (71%); (ii) (a) Ac₂O, Pyridine; (b) 80% AcOH; (c) Ac₂O, Pyridine (77%); (iii) nucleobase, *N,O*-bis(trimethylsilyl)acetamide, TMS-triflate, CH₃CN or 1,2-dichloroethane (**13a**, 75%; **13b**, 76%; **13c**, 52%; **13d**, 74%); (iv) NaOMe, MeOH (**14a**, 95%; **14b**, 97%; **14c**, 73%; **14d**, 54%); (v) (a) TsCl, Pyridine; (b) NaH, DMF (**15a**, 30%; **15b**, 42%; **15c**, 44%; **15d**, 51%); (vi) 20% Pd(OH)₂-C, H₂, EtOH (**1a**, 78%; **1b**, 98%); BCl₃, DCM (**1c**, 84%); 10% Pd-C, 1,4-cyclohexadiene, MeOH (**1d**, 36%).



Scheme 3 Improved convergent synthesis of LNA monomers [20,21]. Reagents (% yields): (i) MsCl, pyridine, CH₂Cl₂ (98%); (ii) Ac₂O, AcOH, conc. H₂SO₄ (97%); (iii) nucleobase, *N,O*-bis(trimethylsilyl)acetamide, TMS-triflate, CH₃CN or 1,2-dichloroethane (**18a**, 90%; **18b**, 88%; **18c**, 68%; **18d**, 82%); (iv) aq. NaOH, THF or dioxane (**19a**, 97%; **19b**, 94%; **19c**, 78%; **19d**, 87%); (v) NaOBz, DMF (**20a**, 97%; **20b**, 86%; **20c**, 88%; **20d**, 93%); (vi) aq. NaOH, THF (**9a**, 95%; **9b**, 91%); NH₄OH, MeOH (**9c**, 86%); (a) 20% Pd(OH)₂-C, HCO₂NH₄, MeOH; (b) NH₄OH (**1d**, 77%); (vii) 20% Pd(OH)₂-C, 88% HCOOH, THF/MeOH (9:1) (**1a**, 91%); 20% Pd(OH)₂-C, HCO₂NH₄, MeOH or EtOH (**1b**, 83%; **1c**, 91%).



Although, using the convergent strategy (Scheme 2), synthesis of LNA monomers with all natural nucleobases was standardized, regioselective benzylation of dihydroxy furanose derivative **10** remained unanswered [10]. Hence, in order to avoid the regioselective transformation on the furanose diol **10**, an alternate convergent synthesis was optimized by Koshkin *et al.* [20] (Scheme 3). Permesylation of furanose diol **10** afforded the dimesylated derivative **16**, which on acetolysis followed by acetylation, afforded an anomeric mixture of 1,2-di-*O*-acetyl-3-*O*-benzyl-4-*C*-methanesulfonyloxymethyl-5-*O*-methanesulfonyl-*D*-ribofuranose (**17**). The glycosyl donor **17** was used as a common intermediate for coupling reactions with different nucleobases to afford the LNA monomers **1a-d** [20,21] as shown in Scheme 3.

It seems easy to synthesize LNA monomers following the convergent strategy which utilizes the furanose diol **10** as the starting material. However, the use of **10** was found to be complicated due to the presence of two diastereotopic hydroxymethyl groups (Scheme 2 and Scheme 3). Therefore, we focused our attention towards lipase mediated diastereoselective protection of one of the hydroxymethyl groups in the crucial intermediate **10** with a base labile group such as acetyl, that can be hydrolyzed *insitu* concomitantly with 2'-*O*,4'-*C*-cyclization towards the end of the synthesis to get the

LNA monomers [24]. Screening of different lipases in organic solvents for the diastereoselective acetylation of one of the two hydroxyl groups in dihydroxy compound 3-*O*-benzyl-4-*C*-hydroxymethyl-1,2-*O*-isopropylidene- α -*D*-ribofuranose (**10**) revealed that *Candida antarctica* lipase-B (Novozyme®-435) in diisopropyl ether (DIPE) in the presence of vinyl acetate as acetyl donor carries out the selective 5'-*O*-monoacetylation (Scheme 4).

In a successful biocatalytic transformation reaction, a solution of the compound **10** and vinyl acetate in DIPE was incubated with Novozyme®-435 (10% w/w of **10**) at 45°C and 200 rpm in an incubator shaker. The progress of the reaction was monitored on analytical TLC. On completion, reaction was quenched by filtering off the enzyme and solvent was removed under reduced pressure. The crude product thus obtained was washed with hexane to afford monoacetylated compound 5-*O*-acetyl-3-*O*-benzyl-4-*C*-hydroxymethyl-1,2-*O*-isopropylidene- α -*D*-ribofuranose (**21**) in quantitative yield. Using the optimized conditions, Novozyme®-435 was utilised for ten recycles of selective acetylation of compound **10** and was found to be equally regioselective for each cycle (Figure 3).

The synthesis of LNA monomers **1a-d** was successfully achieved from enzyme-mediated monoacetylated compound **21**. Tosylation of **21** afforded compound **22** which on subsequent acetolysis gave an anomeric mixture **23** in 95% overall yield. Aiming for the convergent synthesis of LNA monomers, the mixture **23** was used as common glycosyl donor for the Vorbrüggen's coupling reaction with uracil, thymine, 6-*N*-benzoyladenine and cytosine to yield the corresponding 2',5'-di-*O*-acetyl-3'-*O*-benzyl-4'-*C*-*p*-toluenesulfonyloxymethyl-ribonucleosides **24a-d** in 71-89% yields. Subsequently, deacetylation and concomitant intramolecular cyclization under alkaline conditions afforded the 3'-*O*-benzyl-2'-*O*,4'-*C*-methylene-ribonucleosides **9a-d** in 89-95% yields. Deprotection of the 3'-*O*-

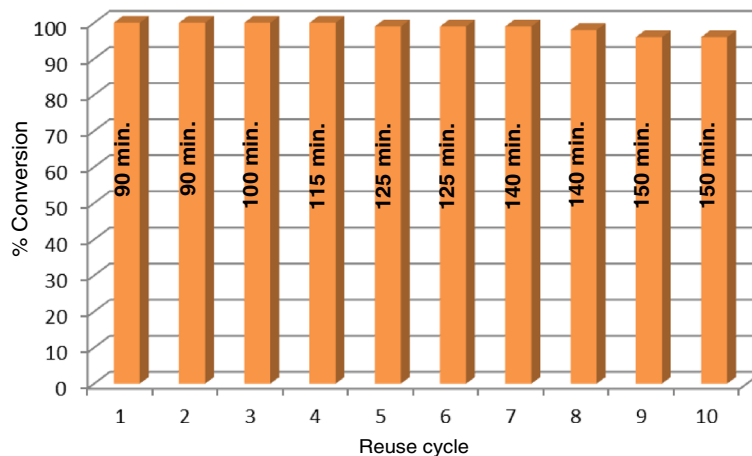
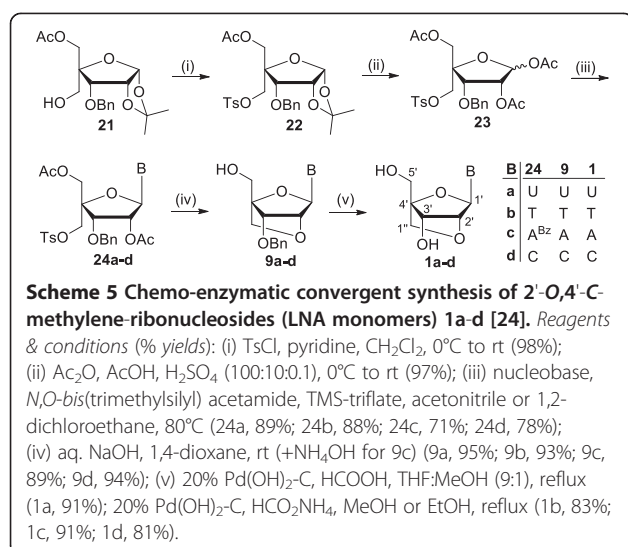


Figure 3 Study of recyclability of lipase Novozyme®-435 for acetylation reaction on diol **10**. (All these reactions were performed on 100 mg batch size w.r.t. **10**).



benzyl group in nucleosides **9a-d** afforded the LNA monomers, *i.e.* 2'-O,4'-C-methylenuridine (**1a**), 2'-O,4'-C-methylenethymidine (**1b**), 2'-O,4'-C-methyleneadenosine (**1c**) and 2'-O,4'-C-methylenecytidine (**1d**) in 81-91% yields (Scheme 5).

Starting from the diol **10**, the overall yields for developed chemo-enzymatic convergent synthesis of LNA monomers (Scheme 5) have been compared with the literature convergent methodology (Scheme 3). The results revealed that the developed biocatalytic methodology is more efficient in all cases with remarkable improvement for LNA-A (Table 2).

Conclusion

Unprecedented success of Locked Nucleic acid (LNA) in oligonucleotide based therapeutics demands a cost efficient, convenient and environment friendly synthetic route for LNA monomers. Therefore, Novozyme[®]-435 mediated selective protection of 3-*O*-benzyl-4-*C*-hydroxymethyl-1,2-*O*-isopropylidene- α -D-ribofuranose has been highlighted which lead to relatively efficient and environment friendly synthesis of LNA monomers in comparison to the earlier reports.

Table 2 Overall yields of LNA monomers for the reported classical chemical and chemo-enzymatic convergent synthesis

LNA monomer	Overall yield (%) (Scheme 3)*	Overall yield (%) (Scheme 5)*
U; 1a	69.6	72.4
T; 1b	51.1	63.9
A; 1c	34.7	54.1
C; 1d	48.6	55.9

*The overall yields have been calculated from dihydroxy compound **10**.

Abbreviations

LNA: Locked nucleic acid; ON: Oligonucleotide; HCV: Hepatitis C virus; DIPE: Diisopropyl ether.

Competing interests

The authors declare that they have no competing interests.

Authors' contributions

VKS, PR, VKM and AKP wrote the manuscript, with VKS being the main contributor. All the authors read and approved the final manuscript.

Authors' information

VKS, PR and VKM are research fellows under the supervision of AKP at the Department of Chemistry, University of Delhi, India.

Acknowledgments

We are grateful to the University of Delhi for providing financial support under DU-DST Purse Grant and under scheme to strengthen research and development. VKS and PR thank CSIR, and VKM thanks DBT, New Delhi for the award of JRF/SRF Fellowships.

Received: 2 September 2014 Accepted: 13 February 2015

Published online: 04 March 2015

References

- Jordheim LP, Durantel D, Zoulim F, Dumontet C. Advances in the development of nucleoside and nucleotide analogues for cancer and viral diseases. *Nat Rev Drug Discov.* 2013;12:447–64.
- Sofia MJ, Chang W, Furman PA, Mosley RT, Ross BS. Nucleoside, nucleotide, and non-nucleoside inhibitors of hepatitis C virus NS5B RNA-dependent RNA-polymerase. *J Med Chem.* 2012;55:2481–531.
- De Clercq E. A 40-year journey in search of selective antiviral chemotherapy. *Annu Rev Pharmacol Toxicol.* 2011;51:1–24.
- Watts JK. Locked nucleic acid: tighter is different. *Chem Commun.* 2013;49:5618–20.
- Wengel J. Synthesis of 3'-C- and 4'-C-branched oligodeoxynucleotides and the development of Locked Nucleic Acid (LNA). *Acc Chem Res.* 1999;32:301–10.
- Olsen AG, Nielsen C, Wengel J. Synthesis and evaluation of anti-HIV activity of 3-azido-4-(hydroxymethyl)tetrahydrofuran derivatives containing 2-(thymine-1-yl) methyl, 2-(cytosine-1-yl)methyl or 2-(adenine-9-yl)methyl substituents- a new series of AZT analogues. *J Chem Soc Perkin Trans.* 2001;1:900–04.
- Sharma VK, Rungta P, Prasad AK. Nucleic acid therapeutics: basic concepts and recent developments. *RSC Adv.* 2014;4:16618–31.
- Lundin KE, Højland T, Hansen BR, Persson R, Bramsen JB, Kjems J, et al. Biological activity and biotechnological aspects of locked nucleic acids. *Adv Genet.* 2013;82:47–107.
- Singh SK, Nielsen P, Koshkin AA, Wengel J. LNA (locked nucleic acids): synthesis and high-affinity nucleic acid recognition. *Chem Commun* 1998, 455-56
- Koshkin AA, Singh SK, Nielsen P, Rajwanshi VK, Kumar R, Meldgaard M, et al. LNA (Locked Nucleic Acids): Synthesis of the adenine, cytosine, guanine, 5-methylcytosine, thymine and uracil bicyclonucleoside monomers, oligomerisation, and unprecedented nucleic acid recognition. *Tetrahedron.* 1998;54:3607–30.
- Obika S, Nanbu D, Hari Y, Morio K, In Y, Ishida T, et al. Synthesis of 2'-O,4'-C-methylenuridine and -cytidine. Novel bicyclic nucleosides having a fixed C3'-endo sugar pucker. *Tetrahedron Lett.* 1997;38:8735–38.
- Mitsuoka Y, Kodama T, Ohnishi R, Hari Y, Imanishi T, Obika S. A bridged nucleic acid, 2',4'-BNA COC: synthesis of fully modified oligonucleotides bearing thymine, 5-methylcytosine, adenine and guanine 2',4'-BNA COC monomers and RNA-selective nucleic-acid recognition. *Nucleic Acids Res.* 2009;37:1225–38.
- Sanger W. *Principles of Nucleic Acid Structures.* New York: Springer-Verlag; 1984.
- Kaur H, Babu BR, Maiti S. Perspectives on chemistry and therapeutic applications of Locked Nucleic Acid (LNA). *Chem Rev.* 2007;107:4672–97.
- Veedu RN, Wengel J. Locked nucleic acids: promising nucleic acid analogs for therapeutic applications. *Chem Biodivers.* 2010;7:536–42.

16. Braasch DA, Liu Y, Corey DR. Antisense inhibition of gene expression in cells by oligonucleotides incorporating locked nucleic acids: effect of mRNA target sequence and chimera design. *Nucleic Acids Res.* 2002;30:5160–67.
17. Lindow M, Kauppinen S. Discovering the first microRNA-targeted drug. *J Cell Biol.* 2012;199:407–12.
18. For details of clinical trials: <https://clinicaltrials.gov/>.
19. Koshkin AA, Rajwanshi VK, Wengel J. Novel convenient syntheses of LNA [2.2.1]bicyclo nucleosides. *Tetrahedron Lett.* 1998;39:4381–4.
20. Koshkin AA, Fensholdt J, Pfundheller HM, Lomholt C. A simplified and efficient route to 2'-O,4'-C-methylene-linked bicyclic ribonucleosides (locked nucleic acid). *J Org Chem.* 2001;66:8504–12.
21. Kumar TS, Kumar P, Sharma PK, Hrdlicka PJ. Optimized synthesis of LNA uracil nucleosides. *Tetrahedron Lett.* 2008;49:7168–70.
22. Christensen SM, Hansen HF, Koch T. Molar-scale synthesis of 1,2:5,6-di-O-isopropylidene- α -D-allofuranose: DMSO oxidation of 1,2:5,6-di-O-isopropylidene- α -D-glucofuranose and subsequent sodium borohydride reduction. *Org Process Res Dev.* 2004;8:777–80.
23. Youssefyeh RD, Verheyden JPH, Moffatt JG. 4'-Substituted nucleosides. 4. Synthesis of some 4'-hydroxymethyl nucleosides. *J Org Chem.* 1979;44:1301–09.
24. Sharma VK, Kumar M, Olsen CE, Prasad AK. Chemoenzymatic convergent synthesis of 2-O,4-C-methylenribonucleosides. *J Org Chem.* 2014;79:6336–41.

Publish with **ChemistryCentral** and every scientist can read your work free of charge

“Open access provides opportunities to our colleagues in other parts of the globe, by allowing anyone to view the content free of charge.”

W. Jeffery Hurst, The Hershey Company.

- available free of charge to the entire scientific community
- peer reviewed and published immediately upon acceptance
- cited in PubMed and archived on PubMed Central
- yours — you keep the copyright

Submit your manuscript here:
<http://www.chemistrycentral.com/manuscript/>



ChemistryCentral